

# Phonecell® SX5e

## Fixed Wireless PBX Terminal



- Direct outgoing calls to wireless service through the Phonecell.
- Route inbound calls from wireless phones through the Phonecell.

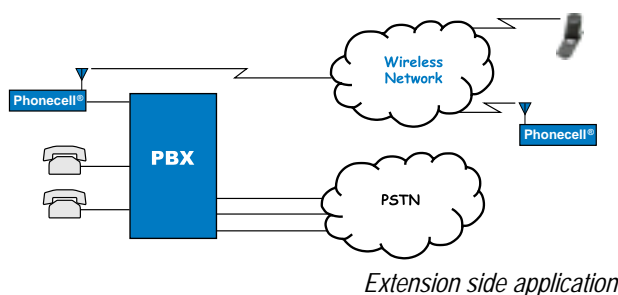
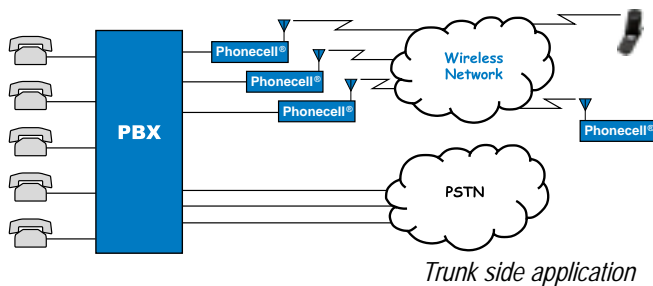
**Trunk Side.** Connect the Phonecell to an analog trunk of a PBX or key system.

**Extension Side.** Connect the Phonecell to an analog extension port of the PBX.

**ELIMINATE THE COST** of routing calls to and from wireless phones through the PSTN.

### Also Featuring

- ✓ Access the Internet and E-Mail
- ✓ Automatic end-of-dialing (no SEND key)
- ✓ Caller ID, call waiting/call hold, call forwarding
- ✓ Easy set up
- ✓ 7 LEDs for signal strength, message alert and terminal status
- ✓ Optional rack configuration



### Models

- Dual Band 900/1800 GSM Phase 2+
- Single Band 1900 GSM Phase 2+

# Phonecell® SX5e

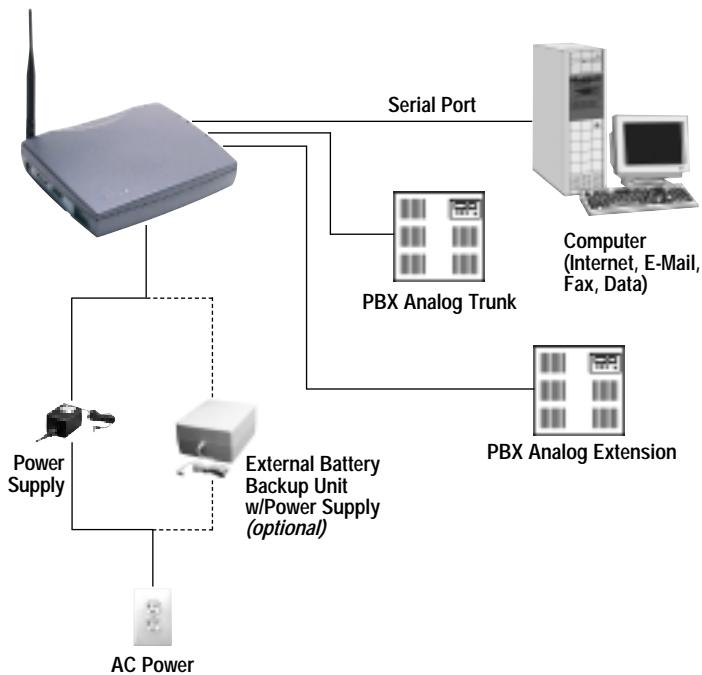
## Fixed Wireless PBX Terminal



### Features

- GPRS packet data, multi-slot Class 10 (up to 85.6 kbps)\*
- Circuit switched digital computer fax and data (up to 14.4 kbps)\*
- Short Message Service (SMS)\*
- Compatible with popular supplementary services including caller ID, call waiting/call hold, call forwarding, call barring, multi-party calling, and more\*
- Least cost routing for trunk or extension side connection
- Optional 19" or 23" rack shelf for PBX installation
- DTMF and pulse-dialing
- Automatic end-of-dialing (no SEND key)
- Supports up to five phones (5 REN)
- Emergency battery backup
- Easy set-up using DTMF telephone
- Built-in signal-strength indication
- Simple desktop or wall-mount installation
- Standard GSM Mini-SIM (Subscriber Identification Module) 3 volt and 5 volt compatible
- Supports SIM Application Toolkit
- Supports GSM personalization features (GSM 02.22)

### Connectivity Options



\* Subject to network availability.

### Models

- Dual Band 900/1800 GSM Phase 2+
- Single Band 1900 GSM Phase 2+

### Specifications

#### Air Interface Standard

- GSM 900/1800 Phase 2+
- GSM 1900 TIA/EIA J-STD-007 PCS 1900

#### Transmit Power

- GSM 900: 2 watts
- GSM 1800: 1 watt
- GSM 1900: 1 watt

#### Frequency Ranges

	Transmit	Receive
• GSM 900	890-915 MHz	935-960 MHz
• GSM 1800	1710-1785 MHz	1805-1880 MHz
• GSM 1900	1850-1910 MHz	1930-1990 MHz

#### FWT Dimensions and Weight

- Metric (cm) 18.3 x 5.1 x 21.1
- U.S. (inches) 7.2 x 2.0 x 8.3
- 0.73 kg. (1.6 lb.)

#### Environment

- Operating temperature range: -10°C to +50°C
- Storage temperature range: -40°C to +60°C
- Humidity: 5% to 95%

#### Intelligent RJ-11 Interface

- Ringer equivalence number (REN) 5.0A
- Dynamic echo cancellation
- PSTN Emulation
- Telephone set emulation

#### LED Indicators

- Power/Battery status
- Signal status
- Message status (SMS, voice mail)
- ON/OFF hook status

#### Connectors

- RJ-11 interface jack for PBX analog trunk connection
- RJ-11 interface jack for PBX analog extension connection
- DB-9 port for GPRS or circuit switched digital PC fax/data
- TNC antenna connector (50 ohms)
- DC power input jack

#### Antenna

- Dipole antenna (included)
  - GSM 900/1800: 2 dBi dual band
  - GSM 1900: 2 dBi single band
- Optional higher gain antennas available

#### AC-to-DC Switching Power Supply (Included)

- Voltage: 90 - 300 VAC
- Frequency: 50/60 Hz
- Plug options: U.S., U.K., Euro., Australia

#### Emergency Battery Backup

- 4 "AA" alkaline batteries provide up to 1 hour of air time. (Batteries not included.)

#### External Battery Backup (Optional)

- External battery backup unit/charger (provides up to 8 hours of air time or 14 hours of standby)

Telular Corporation • Corporate Headquarters • 647 North Lakeview Parkway • Vernon Hills, Illinois 60061 USA  
 Phone: 847-247-9400 • Fax: 847-247-0021 • E-mail: sales@telular.com • http://www.telular.com  
 Europe/Middle East/Africa • Phone: +44-1753-486-500 • uk@telular.com  
 Latin America • Phone: +1-954-217-0522 • miami@telular.com  
 Asia/Pacific • Phone: +65-735-7728 • singapore@telular.com